

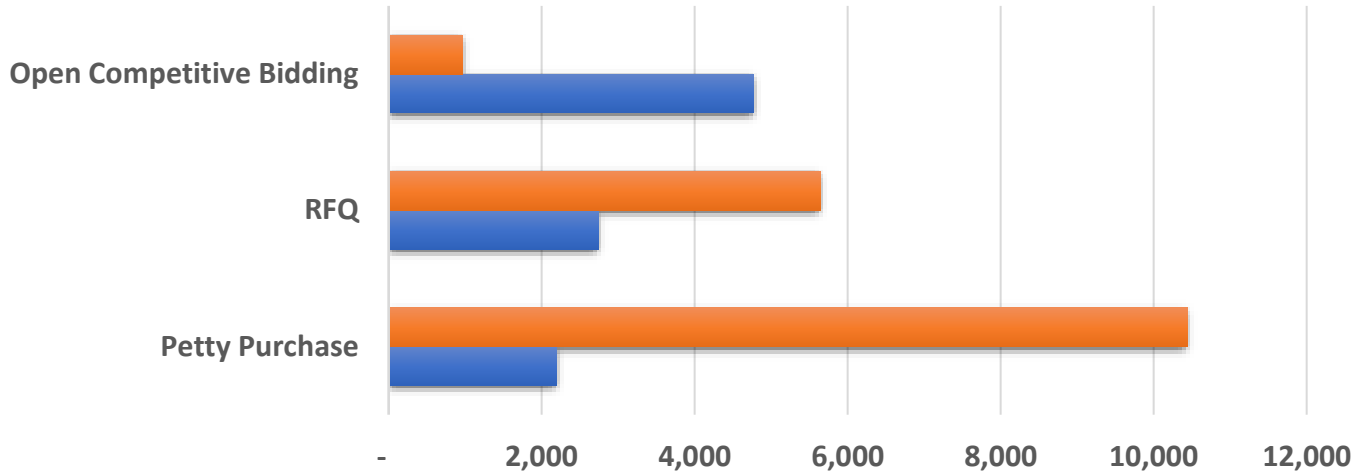


Public Procurement Regulatory Authority

Executive Summary Report

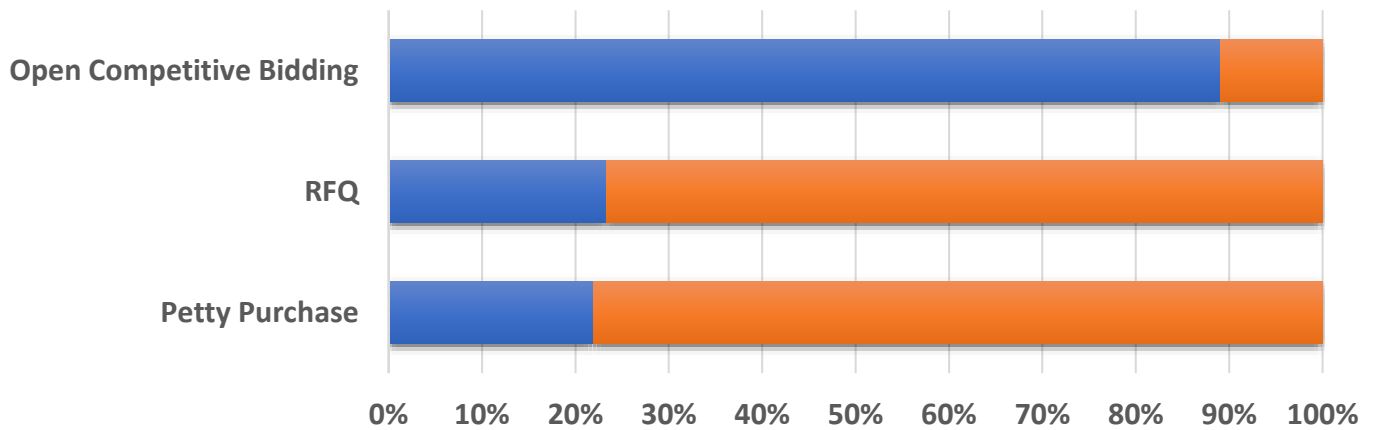
(EPADS Procurement Statistics as of November 15, 2024)

EPADS Procurement Summary (Count)



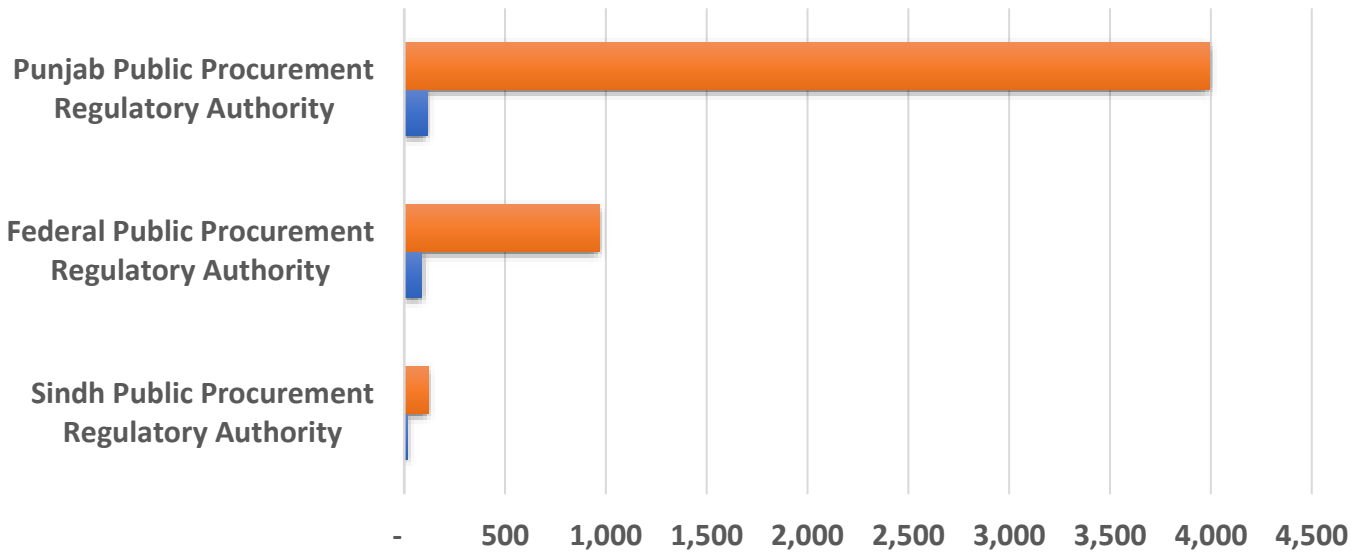
	Petty Purchase	RFQ	Open Competitive Bidding
EPADS Completed Procurements	10,438	5,646	966
EPADS In-Progress Procurements	2,195	2,738	4,771

EPADS Procurement Summary (Amount)



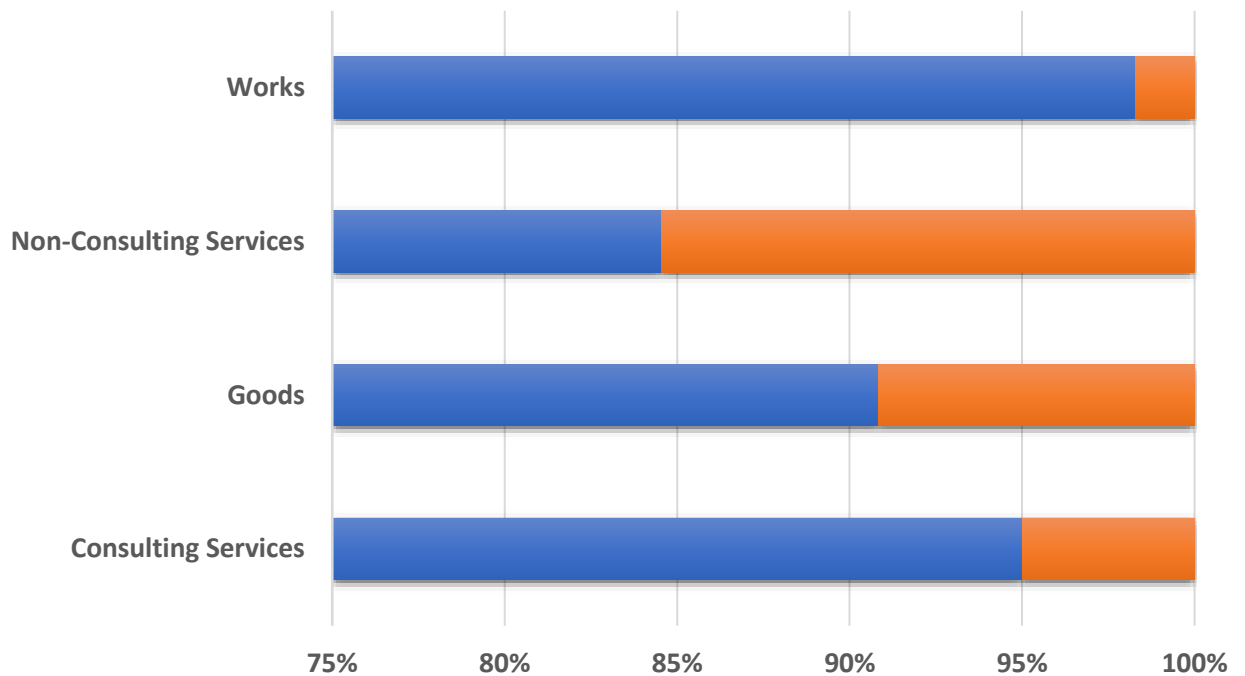
	Petty Purchase	RFQ	Open Competitive Bidding
EPADS In-Progress Procurements	94,915,448	813,659,946	977,608,344,628
EPADS Completed Procurements	337,926,283	2,668,830,196	119,413,007,548

Authorities wise PAs Using EPADS Count



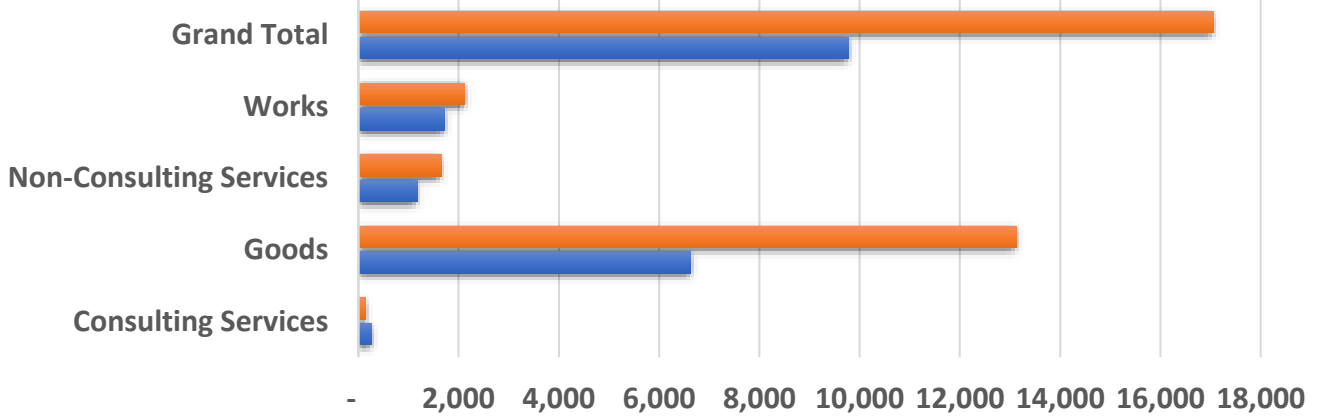
	Sindh Public Procurement Regulatory Authority	Federal Public Procurement Regulatory Authority	Punjab Public Procurement Regulatory Authority
Sub Department	121	968	3,993
Ministry/Department	16	86	114

EPADS Procurement Summary by Category



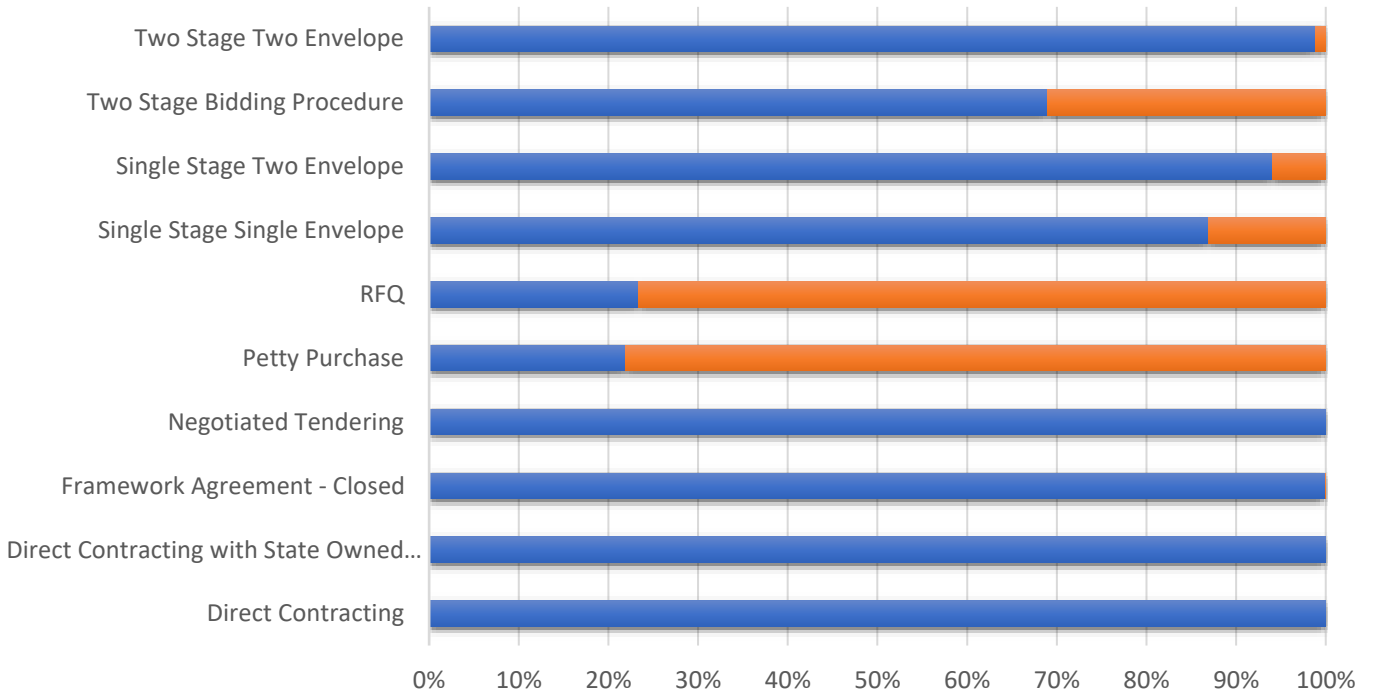
	Consulting Services	Goods	Non-Consulting Services	Works
EPADS In-Progress Procurements	23,492,413,964	306,242,863,762	470,889,385,118	235,654,389,478
EPADS Completed Procurements	1,234,955,177	30,876,225,632	86,168,837,527	4,139,745,691

Category-wise EPADS Procurements



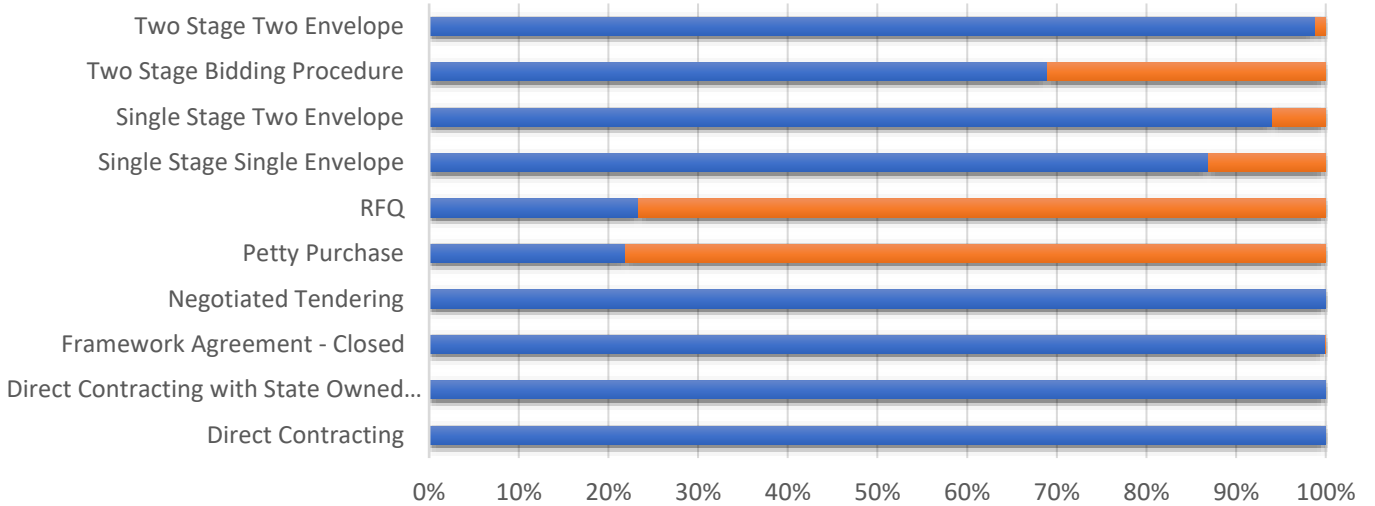
	Consulting Services	Goods	Non-Consulting Services	Works	Grand Total
Completed Procurements	151	13,124	1,653	2,122	17,050
Inprogress Procurements	255	6,634	1,174	1,724	9,787

Procedure-wise EPADS Procurements



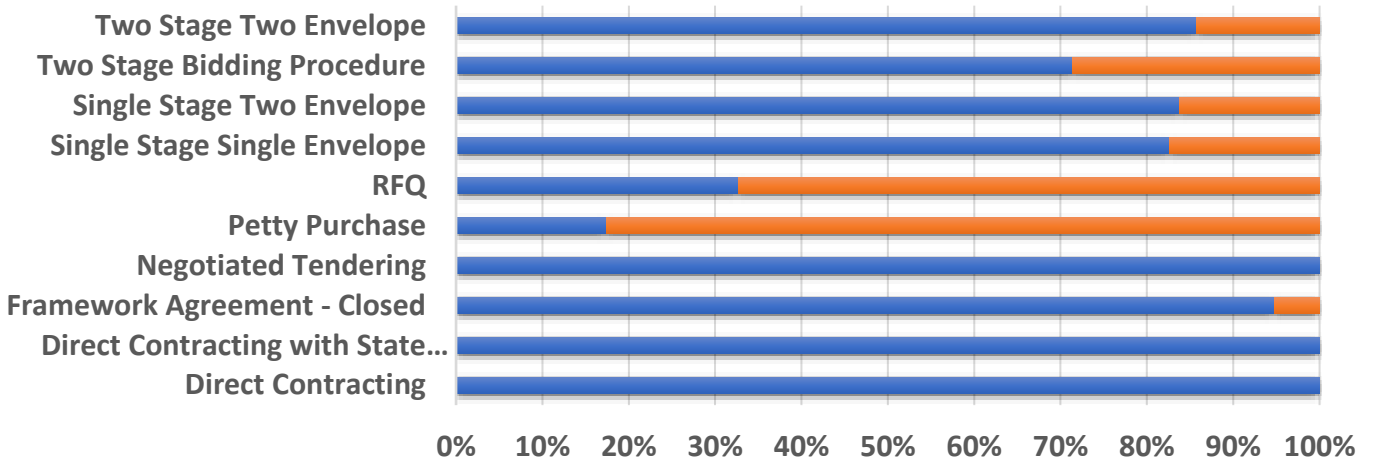
	Direct Contracting	Direct Contracting with State Owned Agencies	Framework Agreement - Closed	Negotiated Tendering	Petty Purchase	RFQ	Single Stage Single Envelope	Single Stage Two Envelope	Two Stage Bidding Procedure	Two Stage Two Envelope
In-Progress Procurement	37,513,1	11,457,2	11,244,5	8,792,05	94,915,4	813,384,	668,188,	283,588,	842,474,	13,743,7
Completed Procurements	-	-	9,000,00	-	337,926,	2,668,83	100,935,	17,924,9	378,400,	165,000,

Procedure-wise EPADS Procurements



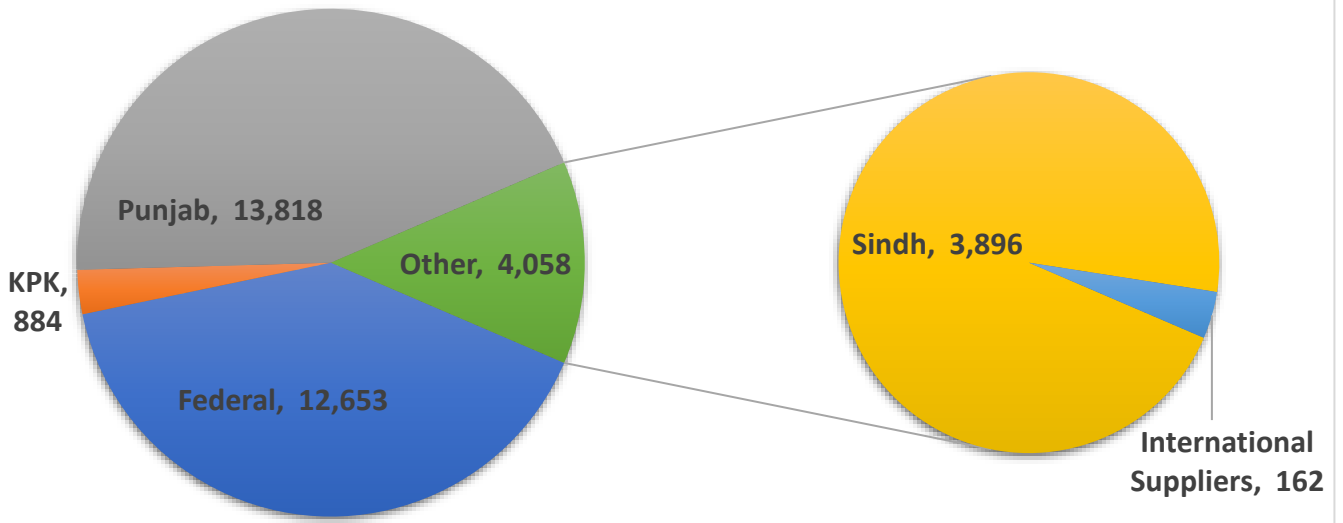
	Direct Contracting	Direct Contracting with State Owned Agencies	Framework Agreement - Closed	Negotiated Tendering	Petty Purchase	RFQ	Single Stage Single Envelope	Single Stage Two Envelope	Two Stage Bidding Procedure	Two Stage Two Envelope
In-Progress Procurement	37,513,1	11,457,2	11,244,5	8,792,05	94,915,4	813,384,	668,188,	283,588,	842,474,	13,743,7
Completed Procurements	-	-	9,000,00	-	337,926,	2,668,83	100,935,	17,924,9	378,400,	165,000,

Procedure-wise EPADS Procurement Summary



	Direct Contracting	Direct Contracting with State Owned Agencies	Framework Agreement - Closed	Negotiated Tendering	Petty Purchase	RFQ	Single Stage Single Envelope	Single Stage Two Envelope	Two Stage Bidding Procedure	Two Stage Two Envelope
In-progress Procurements	56	20	18	8	2,195	2,737	2,649	2,071	15	18
Completed Procurements	-	-	1	-	10,438	5,646	556	400	6	3

Registered Suppliers (Region-wise)



Authority-wise EPADS Registered Users

