

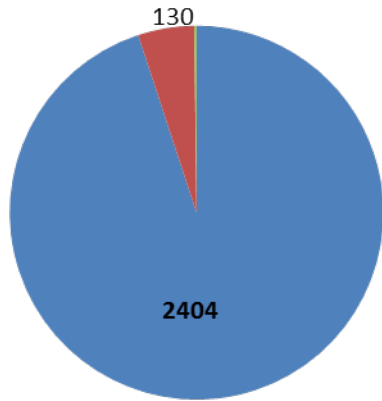
Executive Summary Report

Sept - Oct 2018

Months	Total Tenders Uploaded	No. of Tenders in Violation of PP Rules	As %age of Total Tenders
Sept, 2018	2534	130	5.13%
Oct, 2018	3455	121↓ (1.63%)	3.50% ↓

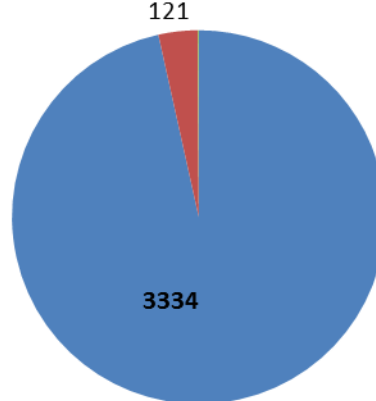
%age of violations of PPRA Rules 5.13

Sept, 2018



%age of violations of PPRA Rules 3.5

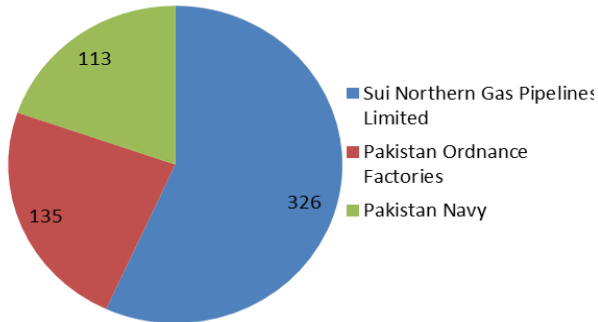
Oct, 2018



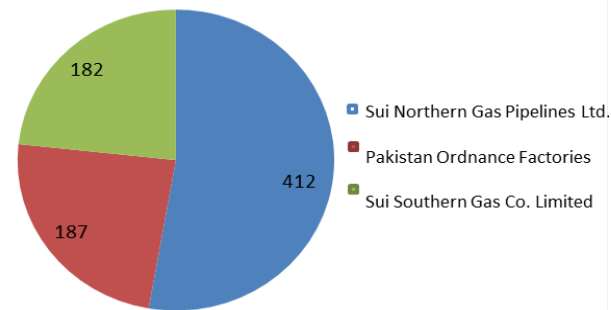
- Total Tenders Uploaded
- No. of Tenders PP Rules Violated
- As %age of Total Tenders

Top Three (03) Tenderers

September 2018

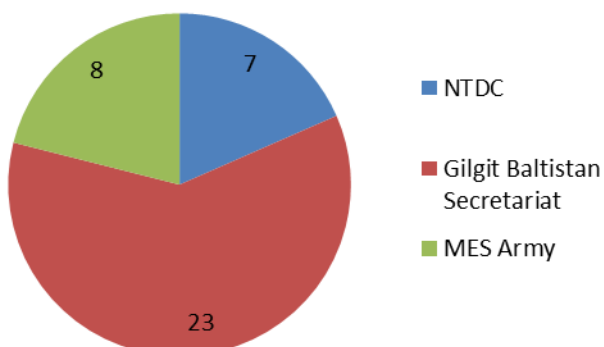


October 2018



Top Three (03) PP Tender Rules Violators

September 2018



October 2018

