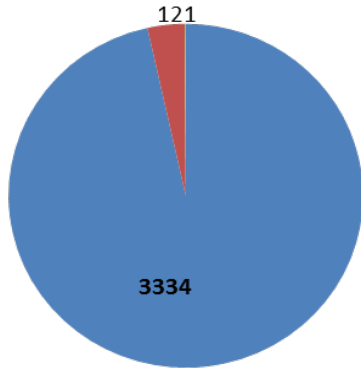


## Executive Summary Report Oct - Nov 2018

Months	Total Tenders Uploaded	No. of Tenders in Violation of PP Rules	As %age of Total Tenders
Oct, 2018	3455	121	3.50%
Nov, 2018	3022	103 ↓	3.41% ↓

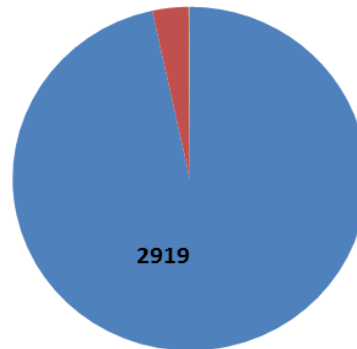
%age of violations of PPRA Rules 3.5

**Oct, 2018**



%age of violations of PPRA Rules 3.41

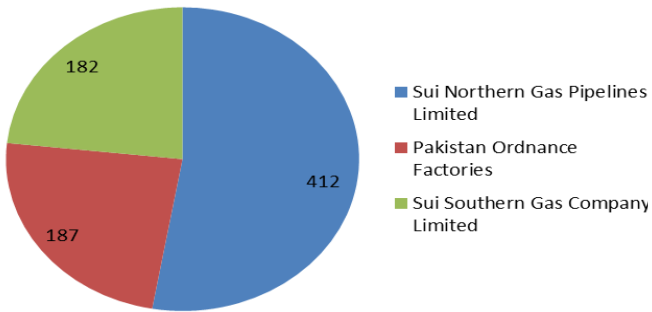
**Nov, 2018**



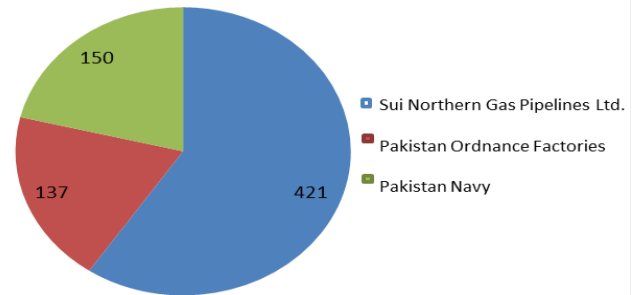
- Total Tenders Uploaded
- No. of Tenders PP Rules Violated
- As %age of Total Tenders

### Top Three (03) Tenderers

**October 2018**

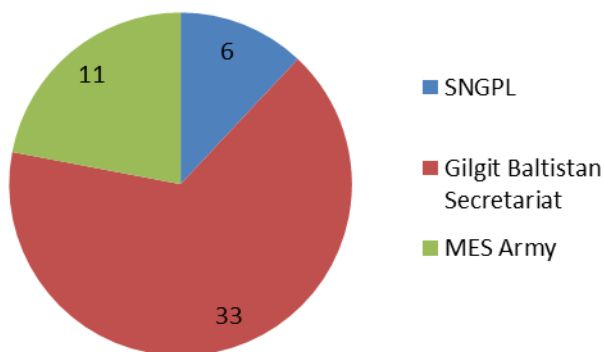


**November 2018**



### Top Three (03) PP Tender Rules Violators

**October 2018**



**November 2018**

